



Rating
Buy

Asia
China

Technology
Hardware & Equipment

Company
Dahua

Reuters 002236.SZ Bloomberg 002236 CH Exchange SHZ Ticker 002236

Date
24 July 2017

Forecast Change

Price at 21 Jul 2017 (CNY)	24.03
Price target - 12mth (CNY)	27.30
52-week range (CNY)	24.91 - 13.16
Shenzhen Index	1,930

James Chiu

Research Analyst
(+886) 2 2192 2848
james.chiu@db.com

Key changes

Price target	19.40 to 27.30	↑	40.7%
Sales (FYE)	17,162 to 18,350	↑	6.9%
Op prof margin (FYE)	-	↑	0.0%
Net profit (FYE)	2,505.6 to 2,644.2	↑	5.5%

Source: Deutsche Bank

Price/price relative



Performance (%)	1m	3m	12m
Absolute	5.1	40.3	63.5
Shenzhen Index	-2.2	-3.9	-9.5

Source: Deutsche Bank

Accelerating growth from AI

Potential winner of a PPP project

Dahua has submitted a bid for a PPP tender by Shache country in Xinjiang for a safe city project, which includes infrastructure as well as a public video sharing platform. The Xinjiang government has announced that Dahua is the top-ranked bidder and is likely to win this 10-year project (1 year of construction and 9 years of operation), for a total amount of CNY4.3bn. Winning this PPP project will be positive to Dahua's growth outlook as we model this project to contribute to 4%/12% of revenue in 2017/2018, respectively. While the bid is not final, we have factored in the potential contribution to our earnings forecast. We maintain Buy.

Video surveillance rides on the AI trend

We have been highlighting that the video surveillance sector will ride on the future AI and deep learning trends with increasing video analytics applications. Surveillance cameras equipped with AI capability would be able to detect potential public safety issues and alert officers more efficiently. Apart from crime monitoring, these AI-based surveillance systems can be used to improve emergency services and disaster response rates; to monitor traffic and to implement smart manufacturing. Following the partnership with nVidia and Intel (Movidius), Dahua has introduced AI video surveillance products for various applications. Although the current contribution is limited, we expect the AI products to further strengthen its suites of solution offerings and become its key growth drivers.

Accelerated profit growth

In addition to Dahua's continual market share gain and rising contribution from its solutions, the AI applications and potential PPP project should further propel Dahua's growth outlook, and we expect revenue growth to accelerate to 38%/36% in 2017/2018 from 32% in 2016. The rise in revenue scale should also enable Dahua to reverse the increasing opex ratio trend in 2013-16. We expect the opex ratio to decline from 27% in 2016 to 26%/25% in 2017/2018, respectively. Our new 2017/2018 EPS are CNY0.9/1.2, respectively.

Valuation and risks

We maintain Buy on Dahua and raise the TP from CNY19.4 to CNY27.3 on our increased 2017/2018 earnings forecasts by 6%/14%. We also lift our target P/E multiple from 20x 2H17-1H18 to 22x 2018E due to its accelerated profit growth and ROE expansion. We now expect profit growth to accelerate to 45%/36% in 2017/2018 due to AI applications and the potential PPP. The strong profit growth should also enable ROE to expand from 24% in 2016 to 28%/30% in 2017/18, respectively. Risks: market share loss and weak demand.

Forecasts And Ratios

Year End Dec 31	2015A	2016A	2017E	2018E	2019E
Sales (CNYm)	10,078	13,329	18,350	25,000	33,033
DB EPS FD(CNY)	0.48	0.63	0.91	1.24	1.62
% Change	0.0%	0.0%	5.5%	15.3%	20.4%

Source: Deutsche Bank estimates, company data



Model updated: 21 July 2017

Running the numbers

Asia
China
Hardware & Equipment

Dahua

Reuters: 002236.SZ Bloomberg: 002236 CH

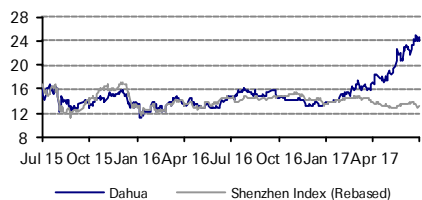
Buy

Price (21 Jul 17) CNY 24.03
Target Price CNY 27.30
52 Week range CNY 13.16 - 24.91
Market Cap (m) CNYm 68,854
USDm 10,175

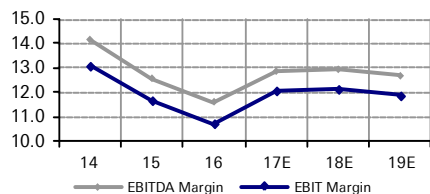
Company Profile

Zhejiang Dahua Technology Co., Ltd. researches, designs and manufactures security and surveillance equipments. It also modular-designs both hardware and software with flexibility for different configurations, various scales of applications and future expansion.

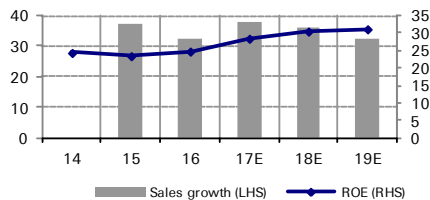
Price Performance



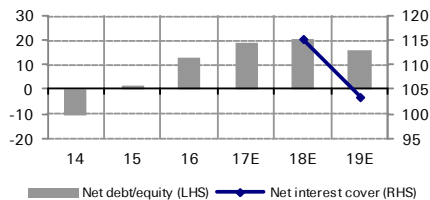
Margin Trends



Growth & Profitability



Solvency



Fiscal year end 31-Dec

	2014	2015	2016	2017E	2018E	2019E
DB EPS (CNY)	0.40	0.48	0.63	0.91	1.24	1.62
Reported EPS (CNY)	0.40	0.48	0.63	0.91	1.24	1.62
DPS (CNY)	0.04	0.08	0.10	0.18	0.25	0.32
BVPS (CNY)	1.8	2.3	2.8	3.6	4.6	5.9
Weighted average shares (m)	2,865	2,865	2,899	2,899	2,899	2,899
Average market cap (CNYm)	31,608	40,169	40,394	68,854	68,854	68,854
Enterprise value (CNYm)	30,988	40,269	41,402	70,772	71,583	71,546

Valuation Metrics

P/E (DB) (x)	27.7	29.3	22.1	26.3	19.4	14.8
P/E (Reported) (x)	27.7	29.3	22.1	26.3	19.4	14.8
P/BV (x)	4.80	6.47	4.81	6.73	5.27	4.10
FCF Yield (%)	nm	nm	nm	nm	nm	1.5
Dividend Yield (%)	0.4	0.6	0.7	0.8	1.0	1.4
EV/Sales (x)	4.2	4.0	3.1	3.9	2.9	2.2
EV/EBITDA (x)	29.8	31.8	26.7	30.0	22.1	17.1
EV/EBIT (x)	32.3	34.2	29.0	31.9	23.6	18.2

Income Statement (CNYm)

Sales revenue	7,332	10,078	13,329	18,350	25,000	33,033
Gross profit	2,875	3,842	5,144	7,111	9,585	12,339
EBITDA	1,039	1,268	1,548	2,361	3,236	4,188
Depreciation	74	85	106	133	189	254
Amortisation	5	6	12	12	12	12
EBIT	960	1,176	1,430	2,216	3,034	3,922
Net interest income/(expense)	26	28	14	13	-26	-38
Associates/affiliates	0	0	0	0	0	0
Exceptionals/extraordinary	0	0	0	0	0	0
Other pre-tax income/(expense)	267	373	569	791	1,085	1,440
Profit before tax	1,253	1,578	2,012	3,020	4,093	5,323
Income tax expense	109	197	202	336	457	578
Minorities	2	9	-15	40	40	40
Other post-tax income/(expense)	0	0	0	0	0	0
Net profit	1,143	1,372	1,825	2,644	3,596	4,705
DB adjustments (including dilution)	0	0	0	0	0	0
DB Net profit	1,143	1,372	1,825	2,644	3,596	4,705

Cash Flow (CNYm)

Cash flow from operations	-777	-3	-80	277	669	1,845
Net Capex	-128	-368	-564	-600	-700	-805
Free cash flow	-905	-371	-644	-323	-31	1,040
Equity raised/(bought back)	0	0	0	0	0	0
Dividends paid	-117	-232	-290	-529	-719	-941
Net inc/(dec) in borrowings	460	1,104	1,363	-655	500	0
Other investing/financing cash flows	57	-62	-56	-55	-57	-58
Net cash flow	-505	439	374	-1,562	-307	40
Change in working capital	-1,998	-1,467	-2,023	-2,513	-3,128	-3,127

Balance Sheet (CNYm)

Cash and other liquid assets	1,263	1,701	2,075	513	206	247
Tangible fixed assets	716	857	1,055	1,521	2,032	2,583
Goodwill/intangible assets	0	0	0	0	0	0
Associates/investments	54	65	261	261	261	261
Other assets	5,957	8,880	11,975	15,869	21,290	27,436
Total assets	7,990	11,503	15,366	18,165	23,790	30,527
Interest bearing debt	688	1,792	3,155	2,500	3,000	3,000
Other liabilities	2,091	3,145	3,785	5,124	7,372	10,345
Total liabilities	2,779	4,937	6,941	7,624	10,372	13,345
Shareholders' equity	5,203	6,492	8,237	10,349	13,222	16,982
Minorities	8	74	189	193	196	200
Total shareholders' equity	5,211	6,566	8,426	10,541	13,418	17,182
Net debt	-575	90	1,080	1,987	2,794	2,753

Key Company Metrics

Sales growth (%)	nm	37.5	32.3	37.7	36.2	32.1
DB EPS growth (%)	na	20.1	31.5	44.9	36.0	30.8
EBITDA Margin (%)	14.2	12.6	11.6	12.9	12.9	12.7
EBIT Margin (%)	13.1	11.7	10.7	12.1	12.1	11.9
Payout ratio (%)	10.2	16.9	15.9	20.0	20.0	20.0
ROE (%)	24.4	23.5	24.8	28.5	30.5	31.2
Capex/sales (%)	1.8	3.7	4.2	3.3	2.8	2.4
Capex/depreciation (x)	1.6	4.0	4.8	4.1	3.5	3.0
Net debt/equity (%)	-11.0	1.4	12.8	18.8	20.8	16.0
Net interest cover (x)	nm	nm	nm	nm	115.3	103.5

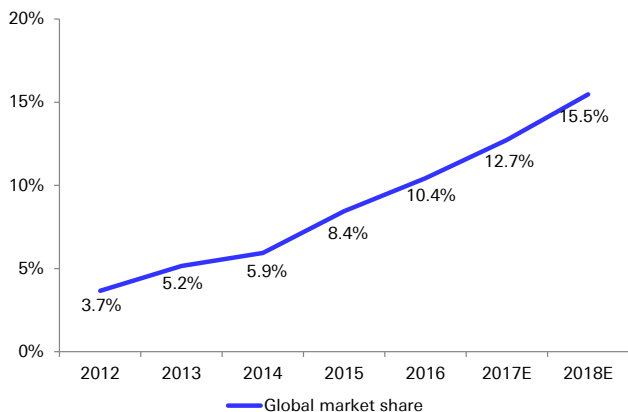
Source: Company data, Deutsche Bank estimates



Valuation and risks

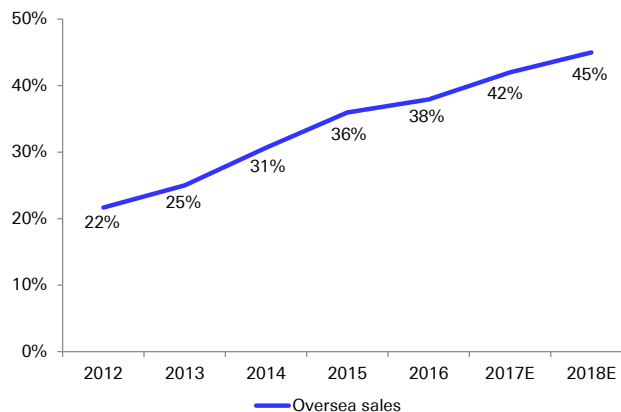
Maintain Buy rating with 12-month target price of CNY27.3

Figure 1: Dahua's global market share



Source: Deutsche Bank estimates

Figure 2: Dahua's overseas sales



Source: Deutsche Bank estimates

We raise our 2017-19 earnings forecasts by 5-16% to reflect the accelerated profit growth supported by the rising AI application contributions and the potential PPP project. We now estimate profit growth will accelerate to 45%/36%/31% in 2017/2018/2019E, respectively. The strong profit growth should also enable ROE to expand from 24% in 2016 to 28%/30%/31% in 2017/2018/2019E, respectively.

We raise our TP from CNY19.4 to CNY27.3 and expand our target P/E multiple from 20x 2H17-1H18 to 22x 2018E due to Dahua's accelerated profit growth and ROE expansion. Our 2017 and 2018 EPS forecasts are 6% and 9% higher than Bloomberg consensus. We retain our Buy rating.

Figure 3: Shache country PPP project

PPP project	2017E	2018E	2019E
Earnings contribution	3%	10%	<1%

Source: Deutsche Bank estimates



Figure 4: Earnings revisions

P/L Revision (CNY mn)	2016	2017E		2018E		2019E		% of change		
	(Actual)	Old	New	Old	New	Old	New	2017E	2018E	2019E
Net sales	13,329	17,162	18,350	21,574	25,000	26,200	33,033	6.9	15.9	26.1
Gross profit	5,026	6,514	6,965	7,998	9,383	9,701	12,072	6.9	17.3	24.4
Operating expense	3,596	4,442	4,749	5,430	6,349	6,475	8,151	6.9	16.9	25.9
Operating profit	1,430	2,072	2,216	2,568	3,034	3,226	3,922	6.9	18.2	21.6
Non-op gain/loss	582	752	804	950	1,058	1,169	1,402	6.9	11.4	19.9
Pre-tax profit	2,012	2,824	3,020	3,518	4,093	4,395	5,323	6.9	16.3	21.1
Net profit	1,825	2,506	2,644	3,144	3,596	3,939	4,705	5.5	14.4	19.4
EPS (CNY)	0.6	0.9	0.9	1.1	1.2	1.4	1.6	6.1	13.8	15.9
Key ratio (%)										
Sales growth	32.3	28.8	37.7	25.7	36.2	21.4	32.1			
Gross margin	37.7	38.0	38.0	37.1	37.5	37.0	36.5			
Operating Margin	10.7	12.1	12.1	11.9	12.1	12.3	11.9			
Net margin	13.7	14.6	14.4	14.6	14.4	15.0	14.2			

Source: Deutsche Bank estimates, company data

Figure 5: Valuation comparison table

Ticker	Name	PX_Last (local cur.)	Mkt cap (US\$m)	DB cover.	EPS		P/E		EPS YoY		BVPS		P/B		ROE		DPS	
					2017	2018	2017	2018	2017	2018	2017	2018	2017	2018	2017	2018	2017	2018
Video Surveillance																		
002415 CH	Hikvision Digital	30.0	41,851	Buy	1.5	1.9	20	16	23%	23%	4.6	5.6	6.5	5.4	36%	37%	0.7	0.9
002236 CH	Dahua Technology	24.4	10,328	Buy	0.9	1.2	27	20	37%	24%	3.5	4.4	6.9	5.5	27%	27%	0.2	0.2
300367 CH	NetPosa Technology	15.8	2,080	NR	0.6	0.8	27	19	42%	39%	4.1	4.7	3.8	3.3	13%	15%	0.0	0.1
300449 CH	Hanbang Technology	26.9	572	NR	0.6	0.9	43	30	123%	41%	5.2	5.9	5.2	4.6	12%	15%	0.1	0.2
FLIR US	FLIR Systems	38.4	5,202	NR	1.9	2.1	21	19	52%	11%	13.0	13.8	3.0	2.8	14%	14%	0.6	0.6
Average							27	21	56%	28%			5.1	4.3	20%	21%		

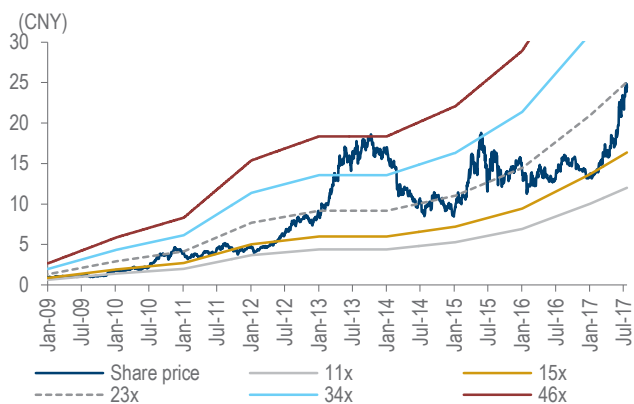
Source: Deutsche Bank

Downside risks

- Slower orders for video surveillance products and solution business could result in downside risks to Dahua's revenue and earnings growth vs. our assumptions.
- Weaker ODM orders from globally leading brand vendors would negatively impact sales and OPM performance.
- Higher costs for components, labor, and factory management in China

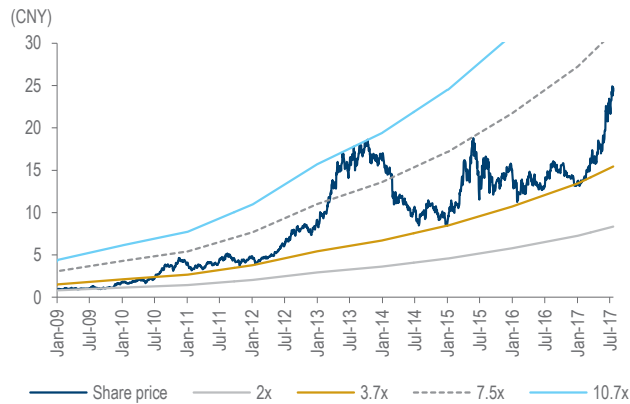


Figure 6: 12-month forward P/E band



Source: Deutsche Bank; TEJ

Figure 7: 12-month forward P/B band



Source: Deutsche Bank; TEJ

Figure 8: Quarterly P&L highlights

(CNY mn)	1Q17	2Q17E	3Q17E	4Q17E	2017	1Q18E	2Q18E	3Q18E	4Q18E	2018E
Sales	2,649	4,432	4,267	7,002	18,350	3,652	6,065	5,912	9,372	25,000
Gross profit	1,053	1,693	1,615	2,604	6,965	1,440	2,314	2,188	3,441	9,383
Operating profit	145	616	356	1,098	2,216	199	889	474	1,473	3,034
Non-operating item	163	196	189	256	804	150	257	250	401	1,058
Pre-tax income	308	812	545	1,355	3,020	349	1,146	724	1,873	4,093
Net profit	287	707	501	1,150	2,644	325	1,006	658	1,607	3,596
EPS (CNY)	0.10	0.24	0.17	0.40	0.91	0.11	0.35	0.23	0.55	1.24
Margin Analysis (%)										
Gross margin	39.7	38.2	37.9	37.2	38.0	39.4	38.2	37.0	36.7	37.5
Operating margin	5.5	13.9	8.4	15.7	12.1	5.4	14.7	8.0	15.7	12.1
Pre-tax margin	11.6	18.3	12.8	19.3	16.5	9.6	18.9	12.3	20.0	16.4
Tax rate	6.9	12.9	8.2	15.1	12.4	6.9	12.2	9.1	14.2	12.1
YoY growth (%)										
Sales	48.6	40.7	41.4	30.2	37.7	37.9	36.9	38.5	33.8	36.2
Gross profit	52.6	41.7	38.2	32.0	38.6	36.8	36.7	35.5	32.1	34.7
Operating profit	39.4	37.6	70.5	64.2	55.0	37.1	44.3	33.0	34.1	36.9
Pre-tax profit	25.8	42.0	68.9	55.2	50.1	13.2	41.1	32.9	38.3	35.5
Net profit	33.3	43.0	39.1	52.1	44.9	13.3	42.2	31.5	39.8	36.0
QoQ growth (%)										
Sales	-50.8	67.3	-3.7	64.1		-47.9	66.1	-2.5	58.5	
Gross profit	-46.6	60.8	-4.6	61.2		-44.7	60.7	-5.4	57.2	
Operating profit	-78.3	325.1	-42.1	208.1		-81.9	347.4	-46.7	210.6	
Pre-tax profit	-64.7	163.4	-32.9	148.6		-74.2	228.3	-36.8	158.7	
Net profit	-62.0	146.6	-29.2	129.7		-71.7	209.6	-34.6	144.2	
Sales breakdown										
Front-end Audio / Video Products	49%	49%	53%	54%	52%	51%	52%	56%	57%	55%
Back-end Audio / Video Products	26%	26%	32%	34%	30%	23%	23%	28%	31%	27%
Central Controlling Equipment	4%	4%	7%	5%	5%	3%	3%	5%	4%	4%
Others	21%	21%	9%	7%	13%	22%	22%	11%	8%	14%
Total	100%	100%	100%	100%	100%	100%	100%	100%	100%	100%

Source: Deutsche Bank estimates, company data



Appendix 1

Important Disclosures

*Other information available upon request

Disclosure checklist

Company	Ticker	Recent price*	Disclosure
Dahua	002236.SZ	24.03 (CNY) 21 Jul 17	NA

Prices are current as of the end of the previous trading session unless otherwise indicated and are sourced from local exchanges via Reuters, Bloomberg and other vendors. Other information is sourced from Deutsche Bank, subject companies, and other sources. For disclosures pertaining to recommendations or estimates made on securities other than the primary subject of this research, please see the most recently published company report or visit our global disclosure look-up page on our website at <http://gm.db.com/ger/disclosure/DisclosureDirectory.eqsr>. Aside from within this report, important conflict disclosures can also be found at <https://gm.db.com/equities> under the "Disclosures Lookup" and "Legal" tabs. Investors are strongly encouraged to review this information before investing.

For disclosures pertaining to recommendations or estimates made on securities other than the primary subject of this research, please see the most recently published company report or visit our global disclosure look-up page on our website at <http://gm.db.com/ger/disclosure/Disclosure.eqsr?ricCode=002236.SZ>

Analyst Certification

The views expressed in this report accurately reflect the personal views of the undersigned lead analyst(s) about the subject issuer and the securities of the issuer. In addition, the undersigned lead analyst(s) has not and will not receive any compensation for providing a specific recommendation or view in this report. James Chiu

Historical recommendations and target price: Dahua (002236.SZ)

(as of 7/21/2017)



Previous Recommendations

- Strong Buy
- Buy
- Market Perform
- Underperform
- Not Rated
- Suspended Rating

Current Recommendations

- Buy
- Hold
- Sell
- Not Rated
- Suspended Rating

*New Recommendation Structure as of September 9,2002

**Analyst is no longer at Deutsche Bank

1. 20/09/2015: Upgrade to Buy, Target Price Change CNY36.00 Andrew-C Chang**	3. 15/11/2016: Upgrade to Buy, Target Price Change CNY17.30 Janice Cheng
2. 28/04/2016: No Recommendation, Target Price Change CNY0.00 Andrew-C Chang**	4. 25/04/2017: Buy, Target Price Change CNY19.40 Janice Cheng



Equity rating key

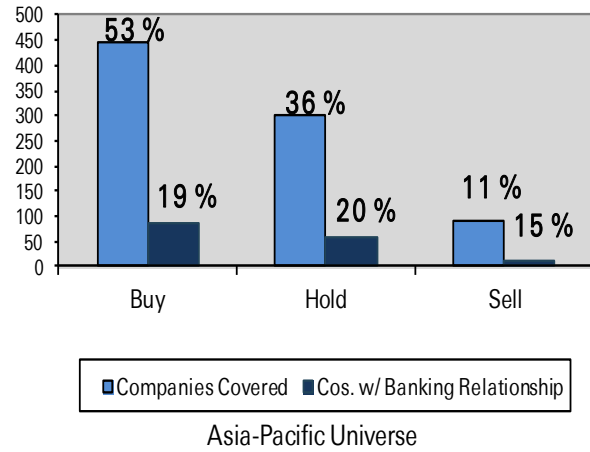
Buy: Based on a current 12-month view of total share-holder return (TSR = percentage change in share price from current price to projected target price plus projected dividend yield), we recommend that investors buy the stock.

Sell: Based on a current 12-month view of total share-holder return, we recommend that investors sell the stock

Hold: We take a neutral view on the stock 12-months out and, based on this time horizon, do not recommend either a Buy or Sell.

Newly issued research recommendations and target prices supersede previously published research.

Equity rating dispersion and banking relationships





Additional Information

The information and opinions in this report were prepared by Deutsche Bank AG or one of its affiliates (collectively "Deutsche Bank"). Though the information herein is believed to be reliable and has been obtained from public sources believed to be reliable, Deutsche Bank makes no representation as to its accuracy or completeness. Hyperlinks to third-party websites in this report are provided for reader convenience only. Deutsche Bank neither endorses the content nor is responsible for the accuracy or security controls of these websites.

If you use the services of Deutsche Bank in connection with a purchase or sale of a security that is discussed in this report, or is included or discussed in another communication (oral or written) from a Deutsche Bank analyst, Deutsche Bank may act as principal for its own account or as agent for another person.

Deutsche Bank may consider this report in deciding to trade as principal. It may also engage in transactions, for its own account or with customers, in a manner inconsistent with the views taken in this research report. Others within Deutsche Bank, including strategists, sales staff and other analysts, may take views that are inconsistent with those taken in this research report. Deutsche Bank issues a variety of research products, including fundamental analysis, equity-linked analysis, quantitative analysis and trade ideas. Recommendations contained in one type of communication may differ from recommendations contained in others, whether as a result of differing time horizons, methodologies or otherwise. Deutsche Bank and/or its affiliates may also be holding debt or equity securities of the issuers it writes on. Analysts are paid in part based on the profitability of Deutsche Bank AG and its affiliates, which includes investment banking, trading and principal trading revenues.

Opinions, estimates and projections constitute the current judgment of the author as of the date of this report. They do not necessarily reflect the opinions of Deutsche Bank and are subject to change without notice. Deutsche Bank provides liquidity for buyers and sellers of securities issued by the companies it covers. Deutsche Bank research analysts sometimes have shorter-term trade ideas that are consistent or inconsistent with Deutsche Bank's existing longer term ratings. Trade ideas for equities can be found at the SOLAR link at <http://gm.db.com>. A SOLAR idea represents a high conviction belief by an analyst that a stock will outperform or underperform the market and/or sector delineated over a time frame of no less than two weeks. In addition to SOLAR ideas, the analysts named in this report may from time to time discuss with our clients, Deutsche Bank salespersons and Deutsche Bank traders, trading strategies or ideas that reference catalysts or events that may have a near-term or medium-term impact on the market price of the securities discussed in this report, which impact may be directionally counter to the analysts' current 12-month view of total return or investment return as described herein. Deutsche Bank has no obligation to update, modify or amend this report or to otherwise notify a recipient thereof if any opinion, forecast or estimate contained herein changes or subsequently becomes inaccurate. Coverage and the frequency of changes in market conditions and in both general and company specific economic prospects make it difficult to update research at defined intervals. Updates are at the sole discretion of the coverage analyst concerned or of the Research Department Management and as such the majority of reports are published at irregular intervals. This report is provided for informational purposes only and does not take into account the particular investment objectives, financial situations, or needs of individual clients. It is not an offer or a solicitation of an offer to buy or sell any financial instruments or to participate in any particular trading strategy. Target prices are inherently imprecise and a product of the analyst's judgment. The financial instruments discussed in this report may not be suitable for all investors and investors must make their own informed investment decisions. Prices and availability of financial instruments are subject to change without notice and investment transactions can lead to losses as a result of price fluctuations and other factors. If a financial instrument is denominated in a currency other than an investor's currency, a change in exchange rates may adversely affect the investment. Past performance is not necessarily indicative of future results. Unless otherwise indicated, prices are current as of the end of the previous trading session, and are sourced from local exchanges via Reuters, Bloomberg and other vendors. Data is sourced from Deutsche Bank, subject companies, and in some cases, other parties.

The Deutsche Bank Research Department is independent of other business areas divisions of the Bank. Details regarding our organizational arrangements and information barriers we have to prevent and avoid conflicts of interest with respect to our research is available on our website under Disclaimer found on the Legal tab.



Macroeconomic fluctuations often account for most of the risks associated with exposures to instruments that promise to pay fixed or variable interest rates. For an investor who is long fixed rate instruments (thus receiving these cash flows), increases in interest rates naturally lift the discount factors applied to the expected cash flows and thus cause a loss. The longer the maturity of a certain cash flow and the higher the move in the discount factor, the higher will be the loss. Upside surprises in inflation, fiscal funding needs, and FX depreciation rates are among the most common adverse macroeconomic shocks to receivers. But counterparty exposure, issuer creditworthiness, client segmentation, regulation (including changes in assets holding limits for different types of investors), changes in tax policies, currency convertibility (which may constrain currency conversion, repatriation of profits and/or the liquidation of positions), and settlement issues related to local clearing houses are also important risk factors to be considered. The sensitivity of fixed income instruments to macroeconomic shocks may be mitigated by indexing the contracted cash flows to inflation, to FX depreciation, or to specified interest rates – these are common in emerging markets. It is important to note that the index fixings may – by construction – lag or mis-measure the actual move in the underlying variables they are intended to track. The choice of the proper fixing (or metric) is particularly important in swaps markets, where floating coupon rates (i.e., coupons indexed to a typically short-dated interest rate reference index) are exchanged for fixed coupons. It is also important to acknowledge that funding in a currency that differs from the currency in which coupons are denominated carries FX risk. Naturally, options on swaps (swaptions) also bear the risks typical to options in addition to the risks related to rates movements.

Derivative transactions involve numerous risks including, among others, market, counterparty default and illiquidity risk. The appropriateness or otherwise of these products for use by investors is dependent on the investors' own circumstances including their tax position, their regulatory environment and the nature of their other assets and liabilities, and as such, investors should take expert legal and financial advice before entering into any transaction similar to or inspired by the contents of this publication. The risk of loss in futures trading and options, foreign or domestic, can be substantial. As a result of the high degree of leverage obtainable in futures and options trading, losses may be incurred that are greater than the amount of funds initially deposited. Trading in options involves risk and is not suitable for all investors. Prior to buying or selling an option investors must review the "Characteristics and Risks of Standardized Options", at <http://www.optionsclearing.com/about/publications/character-risks.jsp>. If you are unable to access the website please contact your Deutsche Bank representative for a copy of this important document.

Participants in foreign exchange transactions may incur risks arising from several factors, including the following: (i) exchange rates can be volatile and are subject to large fluctuations; (ii) the value of currencies may be affected by numerous market factors, including world and national economic, political and regulatory events, events in equity and debt markets and changes in interest rates; and (iii) currencies may be subject to devaluation or government imposed exchange controls which could affect the value of the currency. Investors in securities such as ADRs, whose values are affected by the currency of an underlying security, effectively assume currency risk.

Unless governing law provides otherwise, all transactions should be executed through the Deutsche Bank entity in the investor's home jurisdiction. Aside from within this report, important conflict disclosures can also be found at <https://gm.db.com/equities> under the "Disclosures Lookup" and "Legal" tabs. Investors are strongly encouraged to review this information before investing.

Deutsche Bank (which includes Deutsche Bank AG, its branches and all affiliated companies) is not acting as a financial adviser, consultant or fiduciary to you, any of your agents (collectively, "You" or "Your") with respect to any information provided in the materials attached hereto. Deutsche Bank does not provide investment, legal, tax or accounting advice, Deutsche Bank is not acting as Your impartial adviser, and does not express any opinion or recommendation whatsoever as to any strategies, products or any other information presented in the materials. Information contained herein is being provided solely on the basis that the recipient will make an independent assessment of the merits of any investment decision, and it does not constitute a recommendation of, or express an opinion on, any product or service or any trading strategy.

The information presented is general in nature and is not directed to retirement accounts or any specific person or account type, and is therefore provided to You on the express basis that it is not advice, and You may not rely upon it in making Your decision. The information we provide is being directed only to persons we believe to be financially sophisticated, who are capable of evaluating investment risks independently, both in general and with regard to particular transactions and investment strategies, and who understand that Deutsche Bank has financial interests in the



offering of its products and services. If this is not the case, or if You are an IRA or other retail investor receiving this directly from us, we ask that you inform us immediately.

United States: Approved and/or distributed by Deutsche Bank Securities Incorporated, a member of FINRA, NFA and SIPC. Analysts located outside of the United States are employed by non-US affiliates that are not subject to FINRA regulations.

Germany: Approved and/or distributed by Deutsche Bank AG, a joint stock corporation with limited liability incorporated in the Federal Republic of Germany with its principal office in Frankfurt am Main. Deutsche Bank AG is authorized under German Banking Law and is subject to supervision by the European Central Bank and by BaFin, Germany's Federal Financial Supervisory Authority.

United Kingdom: Approved and/or distributed by Deutsche Bank AG acting through its London Branch at Winchester House, 1 Great Winchester Street, London EC2N 2DB. Deutsche Bank AG in the United Kingdom is authorised by the Prudential Regulation Authority and is subject to limited regulation by the Prudential Regulation Authority and Financial Conduct Authority. Details about the extent of our authorisation and regulation are available on request.

Hong Kong: Distributed by Deutsche Bank AG, Hong Kong Branch or Deutsche Securities Asia Limited.

India: Prepared by Deutsche Equities India Pvt Ltd, which is registered by the Securities and Exchange Board of India (SEBI) as a stock broker. Research Analyst SEBI Registration Number is INH000001741. DEIPL may have received administrative warnings from the SEBI for breaches of Indian regulations.

Japan: Approved and/or distributed by Deutsche Securities Inc.(DSI). Registration number - Registered as a financial instruments dealer by the Head of the Kanto Local Finance Bureau (Kinsho) No. 117. Member of associations: JSDA, Type II Financial Instruments Firms Association and The Financial Futures Association of Japan. Commissions and risks involved in stock transactions - for stock transactions, we charge stock commissions and consumption tax by multiplying the transaction amount by the commission rate agreed with each customer. Stock transactions can lead to losses as a result of share price fluctuations and other factors. Transactions in foreign stocks can lead to additional losses stemming from foreign exchange fluctuations. We may also charge commissions and fees for certain categories of investment advice, products and services. Recommended investment strategies, products and services carry the risk of losses to principal and other losses as a result of changes in market and/or economic trends, and/or fluctuations in market value. Before deciding on the purchase of financial products and/or services, customers should carefully read the relevant disclosures, prospectuses and other documentation. "Moody's", "Standard & Poor's", and "Fitch" mentioned in this report are not registered credit rating agencies in Japan unless Japan or "Nippon" is specifically designated in the name of the entity. Reports on Japanese listed companies not written by analysts of DSI are written by Deutsche Bank Group's analysts with the coverage companies specified by DSI. Some of the foreign securities stated on this report are not disclosed according to the Financial Instruments and Exchange Law of Japan. Target prices set by Deutsche Bank's equity analysts are based on a 12-month forecast period.

Korea: Distributed by Deutsche Securities Korea Co.

South Africa: Deutsche Bank AG Johannesburg is incorporated in the Federal Republic of Germany (Branch Register Number in South Africa: 1998/003298/10).

Singapore: by Deutsche Bank AG, Singapore Branch or Deutsche Securities Asia Limited, Singapore Branch (One Raffles Quay #18-00 South Tower Singapore 048583, +65 6423 8001), which may be contacted in respect of any matters arising from, or in connection with, this report. Where this report is issued or promulgated in Singapore to a person who is not an accredited investor, expert investor or institutional investor (as defined in the applicable Singapore laws and regulations), they accept legal responsibility to such person for its contents.

Taiwan: Information on securities/investments that trade in Taiwan is for your reference only. Readers should independently evaluate investment risks and are solely responsible for their investment decisions. Deutsche Bank research may not be distributed to the Taiwan public media or quoted or used by the Taiwan public media without written consent. Information on securities/instruments that do not trade in Taiwan is for informational purposes only and



is not to be construed as a recommendation to trade in such securities/instruments. Deutsche Securities Asia Limited, Taipei Branch may not execute transactions for clients in these securities/instruments.

Qatar: Deutsche Bank AG in the Qatar Financial Centre (registered no. 00032) is regulated by the Qatar Financial Centre Regulatory Authority. Deutsche Bank AG - QFC Branch may only undertake the financial services activities that fall within the scope of its existing QFCRA license. Principal place of business in the QFC: Qatar Financial Centre, Tower, West Bay, Level 5, PO Box 14928, Doha, Qatar. This information has been distributed by Deutsche Bank AG. Related financial products or services are only available to Business Customers, as defined by the Qatar Financial Centre Regulatory Authority.

Russia: This information, interpretation and opinions submitted herein are not in the context of, and do not constitute, any appraisal or evaluation activity requiring a license in the Russian Federation.

Kingdom of Saudi Arabia: Deutsche Securities Saudi Arabia LLC Company, (registered no. 07073-37) is regulated by the Capital Market Authority. Deutsche Securities Saudi Arabia may only undertake the financial services activities that fall within the scope of its existing CMA license. Principal place of business in Saudi Arabia: King Fahad Road, Al Olaya District, P.O. Box 301809, Faisaliah Tower - 17th Floor, 11372 Riyadh, Saudi Arabia.

United Arab Emirates: Deutsche Bank AG in the Dubai International Financial Centre (registered no. 00045) is regulated by the Dubai Financial Services Authority. Deutsche Bank AG - DIFC Branch may only undertake the financial services activities that fall within the scope of its existing DFSA license. Principal place of business in the DIFC: Dubai International Financial Centre, The Gate Village, Building 5, PO Box 504902, Dubai, U.A.E. This information has been distributed by Deutsche Bank AG. Related financial products or services are only available to Professional Clients, as defined by the Dubai Financial Services Authority.

Australia: Retail clients should obtain a copy of a Product Disclosure Statement (PDS) relating to any financial product referred to in this report and consider the PDS before making any decision about whether to acquire the product. Please refer to Australian specific research disclosures and related information at <https://australia.db.com/australia/content/research-information.html>

Australia and New Zealand: This research is intended only for "wholesale clients" within the meaning of the Australian Corporations Act and New Zealand Financial Advisors Act respectively.

Additional information relative to securities, other financial products or issuers discussed in this report is available upon request. This report may not be reproduced, distributed or published without Deutsche Bank's prior written consent. Copyright © 2017 Deutsche Bank AG



David Folkerts-Landau

Group Chief Economist and Global Head of Research

Raj Hindocha
Global Chief Operating Officer
Research

Michael Spencer
Head of APAC Research
Global Head of Economics

Steve Pollard
Head of Americas Research
Global Head of Equity Research

Anthony Klarman
Global Head of
Debt Research

Paul Reynolds
Head of EMEA
Equity Research

Dave Clark
Head of APAC
Equity Research

Pam Finelli
Global Head of
Equity Derivatives Research

Andreas Neubauer
Head of Research - Germany

Spyros Mesomeris
Global Head of Quantitative
and QIS Research

International locations

Deutsche Bank AG

Deutsche Bank Place
Level 16
Corner of Hunter & Phillip Streets
Sydney, NSW 2000
Australia
Tel: (61) 2 8258 1234

Deutsche Bank AG

Große Gallusstraße 10-14
60272 Frankfurt am Main
Germany
Tel: (49) 69 910 00

Deutsche Bank AG

Filiale Hongkong
International Commerce Centre,
1 Austin Road West, Kowloon,
Hong Kong
Tel: (852) 2203 8888

Deutsche Securities Inc.

2-11-1 Nagatacho
Sanno Park Tower
Chiyoda-ku, Tokyo 100-6171
Japan
Tel: (81) 3 5156 6770

Deutsche Bank AG London

1 Great Winchester Street
London EC2N 2EQ
United Kingdom
Tel: (44) 20 7545 8000

Deutsche Bank Securities Inc.

60 Wall Street
New York, NY 10005
United States of America
Tel: (1) 212 250 2500
